



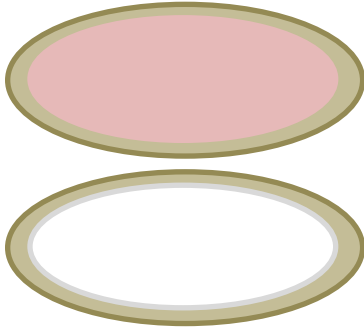
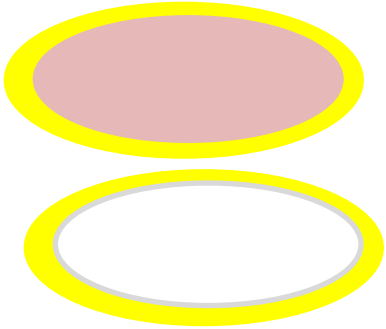
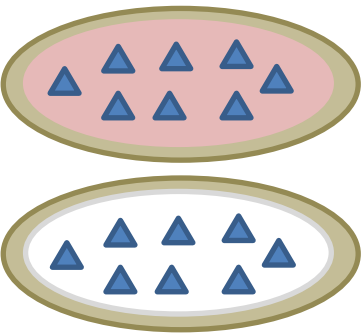
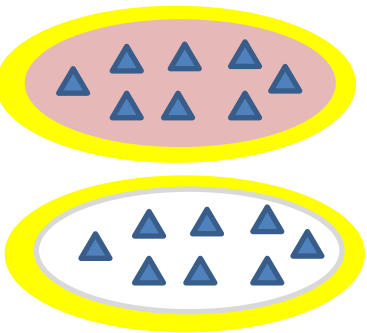
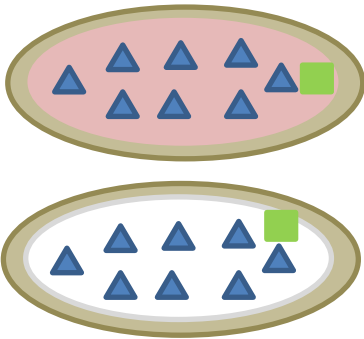
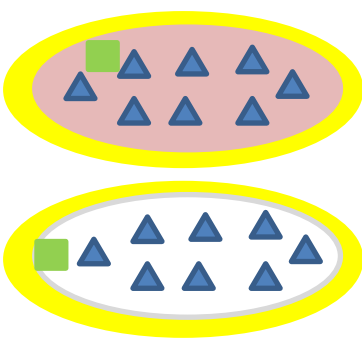
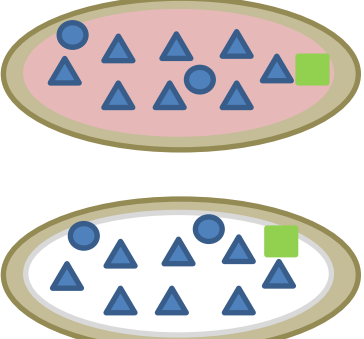
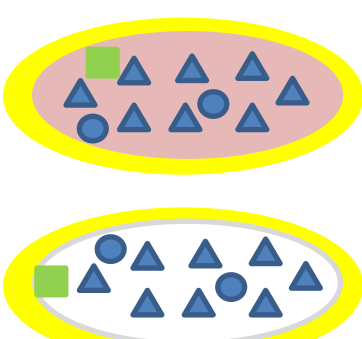
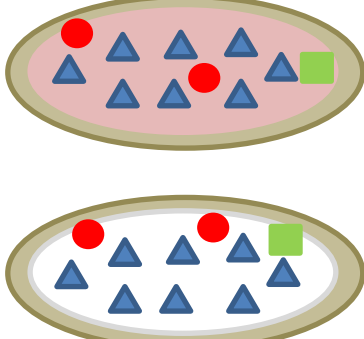
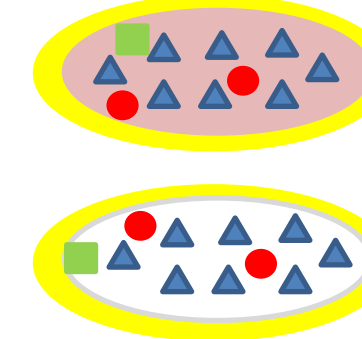


Pizza Guessing Glyph

<ul style="list-style-type: none"> • Open Powerpoint and delete the text boxes, then click on the <i>Insert</i> Tab. • Choose SHAPES and click on the OVAL shape for a crust. • Draw an OVAL on the Powerpoint Slide. 	<p>If you are a BOY, make the inside of the shape BROWN by double clicking on the shape.</p> <ol style="list-style-type: none"> 1. Choosing Shape FILL and click on Brown. 2. Click on Shape OUTLINE and click on Brown. 	<p>If you are a BOY, make the inside of the shape YELLOW by double clicking on the shape.</p> <ol style="list-style-type: none"> 1. Choosing Shape FILL and click on Yellow. 2. Click on Shape OUTLINE and click on Yellow. 
<ul style="list-style-type: none"> • Go back to the INSERT tab and click on the shapes. • Choose an OVAL again and draw a smaller oval shape inside the large brown/yellow shape. 	<p>If you like LOTS of TOMATO SAUCE, make the inside and outside of the oval PINK.</p> 	<p>If you like very LITTLE Tomato SAUCE, make the inside and outside of the oval WHITE.</p> 
<p>Your pizza will look like ONE of the four pizzas so far:</p>		
<ul style="list-style-type: none"> • Go back to the INSERT tab and click on the shapes. • Choose a TRIANGLE (for mushrooms) and draw a TRIANGLE onto the pizza for every letter in your first name. 		
<ul style="list-style-type: none"> • Choose a SQUARE (for sausage) and draw a SQUARE onto the pizza. 	<p>If you are RIGHT-handed, put the square on the RIGHT side of the pizza.</p>	<p>If you are LEFT-handed, put the square on the LEFT side of the pizza.</p>

<ul style="list-style-type: none"> • Eye Color – Change the <i>color and outline of the SQUARE</i> to your EYE Color. 		
<ul style="list-style-type: none"> • Go back to the INSERT tab and click on the shapes. • Choose an OVAL (for pepperoni). • Draw TWO Ovals if your AGE is an EVEN number and ONE Oval if your AGE is an ODD number. 		
<ul style="list-style-type: none"> • Change the color and outline of your OVALS to your FAVORITE color. 		

You have just created a Pizza about YOU. We will show these pizza slides and others will try to guess who created this pizza by looking at all of the glyph marks on the pizza.

Here is my final pizza:

